



SAN DIEGO STATE
UNIVERSITY

Fall 2018

SDSU Graduate Application
Featuring Cal State Apply

CAL STATE APPLY—The new way to apply to SDSU



The image shows the top portion of the Cal State Apply website. At the top left is a hamburger menu icon labeled 'MENU'. To its right is the 'CSU The California State University' logo. Further right are navigation links: 'Apply', 'Support the CSU', 'News', 'Careers', and 'Contact'. Social media icons for Twitter, Facebook, and YouTube are also present, along with a globe icon labeled 'English' and a search icon. Below the navigation bar is a thin white bar with the word 'Apply' centered. The main banner features a photograph of a young woman with long dark hair sitting on a grassy lawn, talking on a mobile phone while looking at an open book. A black backpack sits on the grass next to her. The background shows a white building and trees with autumn foliage. Below the photograph, the text 'CAL STATE APPLY' is displayed in a large, sans-serif font, with 'CAL STATE' in grey and 'APPLY' in red.

MENU

CSU The California State University

Apply Support the CSU News Careers Contact

English

Apply

CAL STATE **APPLY**

www.calstate.edu/apply

WHAT IS CAL STATE APPLY?

CAL STATE **APPLY**

Find your future at the California State University.

With 23 campuses and thousands of degree choices, the CSU is a great place to start your journey. Explore your options below, and start your application today.

[APPLY NOW](#)

Already started your application? [Sign in »](#)

[See Application Dates & Deadlines »](#)

Choose the type of student you are to learn more about how to apply to CSU:

Freshman

Transfer

Graduate

International

Teaching
Credential

Click **Apply Now** or
choose a student type
to learn more.

CAL STATE APPLY GRADUATE STUDENT APPLICATION CHECKLIST

When you're ready to complete your application to the CSU, be sure to have these items on hand:

- ✓ Unofficial transcripts
- ✓ Social Security Number (if you have one)
- ✓ Citizenship status
- ✓ Credit card—Application fees are due at the time of submission and are paid by credit card
- ✓ Annual income

CREATE YOUR ACCOUNT

— CAL STATE —
APPLY

Welcome to The California State University

Thank you for your interest in The California State University. We hope you will find the online application process to be comprehensive and easy to navigate. You do not need to complete the online application all at once. You may access your application and change your answers as many times as you like by using your login credentials from any computer with internet access. Your application can be completed online and submitted electronically once you have entered the required information.

Please Note: If you previously created an account on CSUMentor you will need to create a new account for Cal State Apply.

Sign in with your username and password below. First time here? Select Create an Account to get started.

Sign In

[Create an Account](#)

[Forgot your username or password?](#)



CREATE AN ACCOUNT

Create an Account

The information below will be provided to the admissions office to which you apply. Please provide complete and accurate information so that you will be able to specify additional address details.

All information is required unless noted as optional.

Your Name

Title *Optional*

First or Given Name

Middle Name *Optional*

Last or Family Name

Suffix *Optional*

Display Name *Optional*

Contact Information

Email Address

Confirm Email Address

Preferred Phone Number

Alternate Phone Number *Optional*

Text Notifications

I authorize text messages to my cell phone number above and accept responsibility for any charges incurred.

Username and Password

Your username must be at least 6 characters. Your password must be at least 8 characters and contain at least one letter and one number or symbol.

Username

Password Strong

Confirm Password

Security Question

Fill out your first and last name as stated on your driver's license, passport, or birth certificate. Add your contact information and create a username and password for your Cal State Apply Profile.

Once you are finished with this screen, click on **Create my account**.

Terms and Conditions

Terms of Use

These Terms of Use constitute an agreement ("Agreement") between you and Liaison International, Inc. (the "Company"), the owner of the website located at www.liaisonintl.com (the "Site"). Your use of the Site and for the services...

I agree to these terms

Create my account

Account Created

Your account has been successfully created.

Continue

Extended Profile

Below is the current information used to create your account. If you need to update or change any of the following information:

Education

What level of degree are you seeking?

Only select **Graduate, including Credential and Certificate Programs** if you have a Bachelor's degree (or will have a Bachelor's degree by your program start date) and are seeking a Master's degree, teaching certificate or post-baccalaureate degree.

Only select **Undergraduate** if you are:

- A graduating high school senior or equivalent
- Seeking a Bachelor's degree and are transferring from another institution
- Seeking a second Bachelor's degree



Undergraduate



Graduate, including Credential and Certificate Programs

Type of degree

- ✓ Master's degree or higher
- Teaching Credential, including CalState Teach
- Post-baccalaureate Certificate

- Select Level of Degree: **Graduate, including Credential and Certificate Programs**
- Select “**Master’s Degree or higher**” option in the drop down for access to the MA and preliminary administrative services credential or MA only option application

COMPLETE YOUR PROFILE—MILITARY & U.S. CITIZENSHIP STATUS

Use the drop-down menu to select a **U.S. Military Status** and one of the following **U.S. Citizenship Status** options:

- **U.S. Citizen:**
 - An individual born in the United States
 - An individual who has been naturalized as a United States citizen
 - An individual born in Puerto Rico, Guam, or in the U.S. Virgin Islands
- **Permanent U.S. Resident:** an individual admitted to the United States as a lawful permanent resident
- **Temporary U.S. Resident:** an individual admitted to the United States as a lawful temporary resident
- **Non Resident:**
 - An individual who is not a United States Citizen and will study at SDSU on an F-1 or J-1 Visa
- **None:** an individual without a legal status in the United States (including Deferred Action for Childhood Arrival students, Dream Act students)

The screenshot shows a web form with two main sections. The first section is titled "U.S. Military Status" and includes a label "Indicate your anticipated U.S. Military Status at time of enrollment" and a dropdown menu labeled "Select Status". The dropdown menu is open, showing options: "On Active Duty", "Veteran", "Member of National Guard", "Member of Reserve", "Military Dependent", and "Not a Member of the Military". The second section is titled "U.S. Citizenship Status" and includes a label "U.S. Citizenship Status" and a dropdown menu labeled "Select Status". This dropdown menu is also open, showing options: "U.S. Citizen", "Permanent U.S. Resident", "Temporary U.S. Resident", "Non Resident", and "None". At the bottom of the form, there is a "Save Changes" button.

Save Changes

START YOUR APPLICATION

Welcome to The California State University

Hi Mary Student

Thank you for your interest in The California State University. We hope you will find the online application process to be comprehensive and easy to navigate. You do not need to complete the online application all at once. You may access your application and change your answers as many times as you like by using your login credentials from any computer with Internet access. Your application can be completed online and submitted electronically once you have entered the required information.

Please Note: If you previously created an account on CSUMentor you will need to create a new account for Cal State Apply.



[Start Your Application!](#)

Click on **Start Your Application!** on the bottom of the page.

You will receive a confirmation of saved information as you complete each section.

Your application will be completed online and submitted electronically once you have entered the required information.

SELECTING YOUR PROGRAMS

Select the Programs to Which You Want to Apply

Select at least one program to start your application. You can add additional programs from the Add Program tab at any time before the submission deadline.

Application fees for some undergraduate programs may be waived based on eligibility. Once you have completed your application, please click on the Submit Applications tab to review your fee waiver status. For more information, please view the applicant instructions and FAQs in the upper right corner.

APPLICATIONS READY FOR SUBMISSION: 0

TOTAL FEE(S): \$0

I am Done, Review My Selections

Campus (circled in red)

Location

Delivery Format: Delivery Format

Start Term: Start Term

Show Available Programs Past Programs Future Programs [Reset Filters](#)

PROGRAM NAME	DEGREE TYPE	DELIVERY FORMAT	LOCATION	SOURCE	TERM	DEADLINE (PDF)
[Dropdown menu open showing: Humboldt State, Sacramento State, San Diego State, San Francisco State, Sonoma State University]						

Use the drop-down menus to select the **Campus** and **Location**.

SDSU Location Options:

- **Imperial Valley:** The Imperial Valley Campus is located in Calexico, California, U.S.
- **Main Campus:** The Main Campus is located in San Diego, California, U.S
- **Online:** Programs offered exclusively online.

Campus (circled in red)

Location

Delivery Format: Delivery Format

Start Term: Start Term

Show Available Programs Past Programs Future Programs [Reset Filters](#)

San Diego State (selected in dropdown)

Location (dropdown menu open showing: Imperial Valley, Main Campus, Online) (arrow points to this menu)

PROGRAM NAME	DEGREE TYPE	DELIVERY FORMAT	LOCATION	SOURCE	TERM	DEADLINE
--------------	-------------	-----------------	----------	--------	------	----------

SELECTING YOUR PROGRAMS

Select the Programs to Which You Want to Apply

Select at least one program to start your application. You can add additional programs from the Add Program tab at any time before the submission deadline.

Application fees for some undergraduate programs may be waived based on eligibility. Once you have completed your application, please click on the Submit Applications tab to review your fee waiver status. For more information, please view the applicant instructions and FAQs in the upper right corner.

APPLICATIONS READY FOR SUBMISSION: 0 | TOTAL FEE(S): \$0 | I am Done, Review My Selections

Campus: San Diego State | Delivery Format: Face to Face

Location: Main Campus | Start Term: Fall

Show: Available Programs | Past Programs | Future Programs | Reset Filters

PROGRAM NAME	DEGREE TYPE	DELIVERY FORMAT	LOCATION	SOURCE	TERM	DEADLINE (Y07)
--------------	-------------	-----------------	----------	--------	------	----------------

Select the program (major) to which you want to apply by clicking on the plus sign on the left-hand side. Both the MA only and MA w/ credential options will be next to each other as displayed in image.

Once you are done selecting your program (major), click on **I am Done, Review My Selections** to continue with your application.

Delivery Format:
Use the drop-down menu and select **Fall**.

APPLICATIONS READY FOR SUBMISSION: 1 | TOTAL FEE(S): \$55 | I am Done, Review My Selections

Campus: San Diego State | Delivery Format: Face to Face

Location: Main Campus | Start Term: Fall

Show: Available Programs | Past Programs | Future Programs | Reset Filters

PROGRAM NAME	DEGREE TYPE	DELIVERY FORMAT	LOCATION	SOURCE	TERM	DEADLINE (Y07)
<input type="checkbox"/> Computer Science	MS	Face to Face	Main Campus	Campus	Fall	03/01/2018
<input type="checkbox"/> Counseling - Marriage and Family Therapy	MS	Face to Face	Main Campus	Campus	Fall	12/15/2017
<input type="checkbox"/> Counseling - Multicultural Community Counseling (Community-Based Block)	MS	Face to Face	Main Campus	Campus	Fall	12/15/2017
<input type="checkbox"/> Counseling - School Counseling with PPS: School Counseling Credential	MS	Face to Face	Main Campus	Campus	Fall	12/15/2017
<input type="checkbox"/> Creative Writing - Fiction	MFA	Face to Face	Main Campus	Campus	Fall	03/01/2018
<input type="checkbox"/> Creative Writing - Poetry	MFA	Face to Face	Main Campus	Campus	Fall	03/01/2018
<input type="checkbox"/> Criminal Justice and Criminology	MS	Face to Face	Main Campus	Campus	Fall	03/01/2018
<input type="checkbox"/> Economics	MA	Face to Face	Main Campus	Campus	Fall	03/01/2018
<input type="checkbox"/> Education	PHD	Face to Face	Main Campus	Campus	Fall	12/15/2017
<input type="checkbox"/> Education - Dual Language and English Learner Education (Critical Literacy & Social Justice)	MA	Face to Face	Main Campus	Campus	Fall	03/01/2018
<input type="checkbox"/> Education - Dual Language and English Learner Education (Outside Specialization)	MA	Face to Face	Main Campus	Campus	Fall	03/01/2018
<input checked="" type="checkbox"/> Education - Educational Leadership (Prac-12)	MA	Face to Face	Main Campus	Campus	Fall	03/01/2018
<input type="checkbox"/> Education - Educational Leadership (Prac-12) with Administrative Services (Preliminary) Credential	MA	Face to Face	Main Campus	Campus	Fall	03/01/2018

THE APPLICATION DASHBOARD

The Application Dashboard will help you access different parts of your application:

- Personal Information
- Academic History
- Supporting Information
- Program Materials

The screenshot displays the 'My Application' dashboard. At the top left, the title 'My Application' is followed by a description: 'This dashboard is your application home providing access to each part of the application you need to complete and a high level overview of your progress.' Below this is a 'Latest Notifications' section with a notification for 'The California State University application - Welcome!' dated 'Today' and a 'View My Notifications' button. A 'Getting Started?' banner at the top right prompts the user to 'Enter My Colleges' and 'Speed up your application by entering your colleges attended first.' The main content area is divided into four sections: 'Personal Information' (0/8 Sections Completed), 'Academic History' (0/9 Sections Completed), 'Supporting Information' (0/2 Sections Completed), and 'Program Materials' (1/1 Sections Completed). Each section is represented by a circular icon and a progress indicator.

PERSONAL INFORMATION

Click on the **Personal Information** quadrant to begin the first part of your admission application.

The screenshot shows a web application dashboard titled "My Application". At the top right, there is a blue button labeled "Enter My Colleges". Below the title, a paragraph explains that the dashboard is the application home. A "Latest Notifications" box displays a message from "The California State University application - Welcome!". The main area is a 2x2 grid of quadrants: "Personal Information" (0/6 sections completed), "Academic History" (0/9 sections completed), "Supporting Information" (0/2 sections completed), and "Program Materials" (1/1 sections completed). The "Personal Information" quadrant is circled in red, and a red arrow points from the notification box to it.

My Application

Getting Started?
Speed up your application by entering your colleges attended first.

[Enter My Colleges](#)

This dashboard is your application home providing access to each part of the application you need to complete and a high level overview of your progress.

Latest Notifications

The California State University application – Welcome! Today

[View My Notifications](#)

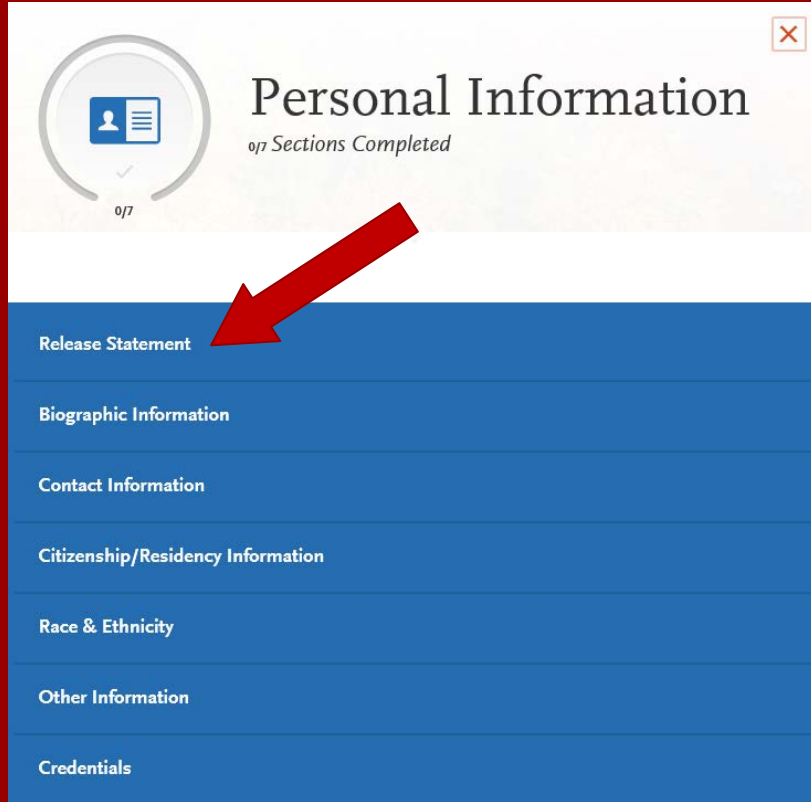
Personal Information
0/6 Sections Completed

Academic History
0/9 Sections Completed

Supporting Information
0/2 Sections Completed

Program Materials
1/1 Sections Completed

PERSONAL INFORMATION




The screenshot shows a web interface for a 'Personal Information' form. At the top left, there is a circular progress indicator with a person icon and a document icon, with a checkmark and the number '0/7' below it. To the right of this icon, the text 'Personal Information' is displayed in a large, bold font, with '0/7 Sections Completed' in a smaller font below it. A red arrow points from the 'Release Statement' section to the progress indicator. The form is divided into several sections, each with a blue header bar and white text:

- Release Statement
- Biographic Information
- Contact Information
- Citizenship/Residency Information
- Race & Ethnicity
- Other Information
- Credentials

Click on the first section called **Release Statement** to begin to enter your information.

RELEASE STATEMENT



Release Statement

You may update this information at any time prior to submission. Once you have submitted, the information on this cannot be edited.

Release Statement

CERTIFICATION - to be read and authorized by all applicants to certify the accuracy of the information provided.

I certify under penalty of perjury under the laws of the State of California that I have provided complete and accurate responses to the items on this application. I further certify that all official documents submitted in support of this application are authentic, unaltered records that pertain to me. I authorize the California State University to release any information submitted by me in my application for admission and any application for financial aid to any person, firm, corporation, association, or government; to verify or explain the information I have provided or to obtain other information necessary for my application for admission or a application for administration of financial aid and in connection with any perjury proceedings. I authorize the California State University system to release any submitted test results to all campuses to which I submit an application. My certification verifies accuracy and completeness of the information provided. I understand that any misrepresentation or omission may be cause for or cancellation of admission, transfer credit, or enrollment. I certify that so long as I am a student at this institution, I will advise the residence clerk if there is a change in any of the facts affecting my residence.

Your certification of this statement serves the same purpose as a legal signature, and is binding.

Release of Contact Information

I authorize the California State University to release my contact information to one or more CSU campuses and/or affiliates that may wish to contact me before and/or after I have submitted my application to the university.

Check box to Acknowledge

Additional Information Release

I authorize the California State University to release to my school or college counselor/counseling office (or sponsoring agency) information regarding my application, including test scores, transcripts and other supporting documents, as they relate to my admission and scholarship status. If you do not check the box, CSU may not inform your school or counselor whether you have applied or been admitted.

Check box to Acknowledge



Carefully read each statement under **Certification, Release of Contact Information, and Additional Information Release** and check the boxes beneath the text.

When you are finished, click on **Save and Continue.**

BIOGRAPHIC INFORMATION

My Application Add Program Submit Application 0

Biographic Information

0/7 Sections Completed

Release Statement

Biographic Information

Contact Information

Citizenship/Residency Information

Race & Ethnicity

Other Information

Credentials

You may update this information at any time prior to submission. Once you have submitted, the information on this page cannot be edited.

Your Name

To make changes to your name, go to the [Profile Section](#)

First or Given Name

Middle Name

Last or Family Name

Suffix

Alternate Name

Do you have any materials under another name (for example a maiden name, middle name or nickname)?

Yes No

Preferred Name


Do you have a name (first, middle) that you commonly use that differs from your legal name?

Yes No

Carefully complete the information on the **Biographic Information** section. You can edit this information prior to submission, but **once you submit your application, this information can no longer be edited.**

CITIZENSHIP/RESIDENCY INFORMATION

Citizenship/Residency Information



0/7
Sections Completed

Release Statement

Biographic Information

Contact Information

Citizenship/Residency Information

Race & Ethnicity

Other Information

Credentials

You may update this information at any time prior to submission. Once you have submitted, the information on this page cannot be edited.

United States Citizenship Details

U.S. Citizenship Status

Country of Citizenship

Do you have dual citizenship?

Yes No

- U.S. Citizen
- Permanent U.S. Resident
- Temporary U.S. Resident
- Non Resident
- None

Visa Information

Do you have a U.S. Visa?

Yes No

Residency


What U.S. State/Possession do you regard as your permanent home?

Save and Continue

Use the drop-down menu to select a U.S. Citizenship Status:

- **U.S. Citizen:**
 - An individual born in the United States
 - An individual who has been naturalized as a United States citizen
 - An individual born in Puerto Rico, Guam, or in the U.S. Virgin Islands
- **Permanent U.S. Resident:** an individual admitted to the United States as a lawful permanent resident
- **Temporary U.S. Resident:** an individual admitted to the United States as a lawful temporary resident
- **Non Resident:**
 - An individual who is not a United States Citizen and will study at SDSU on an F-1 or J-1 Visa
- **None:** an individual without a legal status in the United States (including Deferred Action for Childhood Arrival students, Dream Act students)

RACE AND ETHNICITY



0/7
Sections Completed

- Release Statement
- Biographic Information
- Contact Information
- Citizenship/Residency Information
- Race & Ethnicity**
- Other Information
- Credentials

Race & Ethnicity

You may update this information at any time prior to submission. Once you have submitted, the information on this page cannot be edited.

Ethnicity

With regard to your ethnicity, do you consider yourself Hispanic or Latino?

Race

Regardless of your answer to the question above, please select below one or more of the following groups in which you consider yourself a member.

- American Indian or Alaska Native
- Asian
- Native Hawaiian or other Pacific Islander
- Black or African American
- White
- Decline to State
- None of the above

To conform to federal guidelines, CSU campuses must collect information on ethnic and racial backgrounds for all applicants.

This information will **not** affect your application for admission.

OTHER INFORMATION

My Application Add Program Subm

Other Information

You may update this information at any time prior to submission. Once you have submitted, the information on this page cannot be edited.

Social Security Number

Your designated programs may require your SSN for institutional or federal financial aid forms.

SSN Optional

If you have qualified for Deferred Action for Childhood Arrivals (DACA) from the United States Citizenship and Immigration Services and subsequently been issued a Social Security Number, please enter the number below. If you do not have a Social Security number at the time you file the application, you may leave the item blank and the campus will assign a temporary number. However, you should obtain a Social Security number, unless you are prohibited by law from doing so, and submit it to the university by the time you begin enrollment. Failure to furnish your correct Social Security number may result in the imposition of a penalty by the Internal Revenue Service.

If you have a U.S. Social Security number you are required to include it on admission application forms to all CSU campuses pursuant to Section 41201, Title 5, Code of California Regulations and Section 6109 of the Internal Revenue Code. CSU campuses may use the Social Security number to identify your student records maintained in your association with the campus and, if needed, to help collect debts owed the university.

Also, the Internal Revenue Service requires the university to file information returns that include the student's Social Security number and other information, such as the amount paid for qualified tuition, related expenses, and interest on educational loans. That information is used to help determine whether you, or a person claiming you as a dependent, may take a credit or deduction to reduce federal income taxes. Failure to comply with this requirement may result in a \$50 penalty, assessed by the IRS under Section 6723. In addition, this information is utilized to match your application to academic records, financial aid applications, and other documents.

Language Proficiency

What is your Native Language?

[+ Add Another Language](#)

If you have a Social Security Number (SSN), enter it here (arrow pointing to SSN field). If you do not have an SSN, leave this part blank.

At the bottom of the screen, select your Native Language from the drop-down menu.

APPLICATION DASHBOARD—ACADEMIC HISTORY

My Application

This dashboard is your application home providing access to each part of the application you need to complete and a high level overview of your progress.

Getting Started?
Speed up your application by entering your colleges attended first.

[Enter My Colleges](#)

Latest Notifications

The California State University application – Welcome! Yesterday

[View My Notifications](#)

Personal Information
8/8 Sections Completed

Academic History
0/9 Sections Completed

Supporting Information
0/2 Sections Completed

Program Materials
1/1 Sections Completed

After you finish entering your **Personal Information** on your application, you will complete your Academic History.

Click on the **Academic History** icon to continue.

ENTERING YOUR ACADEMIC HISTORY

The screenshot displays a web application interface for managing an application. At the top, there are navigation buttons: 'My Application', 'Add Program', 'Submit Application' (with a red notification icon), and 'Check'. The main content area is titled 'My Application' and includes a descriptive paragraph: 'This dashboard is your application home providing access to each part of the application you need to complete and a high level overview of your progress.' Below this is a 'Latest Notifications' section with a notification from 'The California State University application - Welcome!' dated 'Today' and a 'View My Notifications' button. The 'Academic History' section is highlighted, showing a progress indicator '0/4 Sections Completed' and a list of categories: 'Colleges Attended', 'Transcript Entry', 'GPA Entries', and 'Standardized Tests'.

In this section you will:

- Identify the colleges attended, including all post-secondary institutions attended.
- Identify the standardized tests you have taken or plan to take.

COLLEGES ATTENDED

Add a College

Add **all** colleges attended. For each college, enter the degree awarded or in progress, type of term system, and dates of attendance. Include international post-secondary institutions and U.S. institutions you attended that are not regionally accredited.

Begin typing the full institution name. The system will display results that match the information. Select the correct matching college. This feature includes all institutions, domestic and international with a College Board CEEB code.

If you are unable to find your institution, verify the name is entered without abbreviations and matches official name on the transcript. If the institution is not found select **Can't find your school?** and complete the degree, term and attendance information.

Colleges Attended

To add colleges, click the Add a College button below. You may update the information in this section at any time prior to submission.

+ Add a College

I Have Never Attended a College

Add Your Colleges

Please add all undergraduate, graduate or professional Institutions you attended or are currently attending.

You may update the information in this section at any time prior to submission.

What college did you attend?

University of California

- UNIVERSITY OF CALIFORNIA - RIVERSIDE
California, United States
- UNIVERSITY OF CALIFORNIA - RIVERSIDE (EXTENSION)...
- California, United States
- UNIVERSITY OF CALIFORNIA - SAN DIEGO
California, United States
- UNIVERSITY OF CALIFORNIA - SAN DIEGO (EXTENSION)...
- California, United States
- UNIVERSITY OF CALIFORNIA - SAN FRANCISCO
California, United States
- UNIVERSITY OF CALIFORNIA - SAN FRANCISCO (EXTENSION)...
- California, United States

Can't find your school?

COLLEGES ATTENDED

Add Your Colleges

Please add all undergraduate, graduate or professional institutions you attended or are currently attending.

You may update the information in this section at any time prior to submission.

What college did you attend?
UNIVERSITY OF CALIFORNIA - SAN DIEGO

Did you obtain or are you planning to obtain a degree from this college?
 Yes No

Degree Awarded Degree In Progress

What type of degree are you planning to earn?
Bachelor of Science

When will you earn that degree?
June 2018

What is your major?
Mathematics

What is your minor? optional
Select Minor

Check if you were a do

What type of term system does this college use?
 Quarter Semester Trimester

When did you attend this college?
Select the first and last quarters that your transcript covers, even if there were breaks between quarters.

First Quarter
Fall September 2013

Last Quarter
Select Qtr. Select Mo. Select Year

Check if you are still attending this college

Indicate if a degree has been completed or will be completed.

- Select type of term system institution follows—semester, quarter or trimester.
- Indicate first & last terms attended.
 - **First term:** select term, month and year. Month = month classes started.
 - **Last term:** If still attending at time of application, check box indicating you are still attending. If no longer attending, select last term, month and year. Month = month classes ended.
 - Once all information is complete, select **Save This College**.

COLLEGES ATTENDED

Colleges Attended

To add colleges, click the Add a College button below. You may update the information in this section at any time prior to submission.

 A blue rectangular button with a white plus sign icon on the left and the text "Add a College" in white.



MY ATTENDED COLLEGES

UNIVERSITY OF CALIFORNIA - SAN DIEGO



September 2013 - Still Attending | Quarter System | Bachelor of Science Degree Expected: June 2018

- After saving your college information, verify information is displaying correctly. If you need to edit the information, click on the **blue** pencil located on the right-hand side of the screen.
- Add any additional colleges you have attended. All colleges attended must be reported.

TRANSCRIPT ENTRY

Transcript Entry

Enter transcript information exactly as it appears on your transcript. Your transcript details will be reviewed by a quality assurance team. If there are inaccuracies, your application will be sent back to you, and this will result in delays in submitting your application. All courses must be included, even if you did poorly or later repeated the course. If you have transfer credits, enter these credits from the institution where you originally took the course.

After you enter transcript information for all colleges attended, you will complete Transcript Review. In Transcript Review you will be asked to identify additional attributes about your coursework including Primary College and courses that are Repeated, Advanced Placement, Other Tests, Honors, and Study Abroad.

[I Am Not Adding Any College Transcripts](#)

UNIVERSITY OF CALIFORNIA - SAN DIEGO

Start

Transcript Entry

You opted not to add any college transcripts, so there will be no transcripts

You can add college transcripts for colleges any time before submitting the application. Once the application is submitted, you will not be able to add any colleges and transcripts

[Add Your Transcripts](#)

2/4 Sections Completed

- Colleges Attended
- Transcript Entry
- GPA Entries
- Standardized Tests

Applicants with a bachelor's degree completed are not required to complete the **Transcript Entry** section. To move on select **I Am Not Adding Any College Transcripts**.

Applicants with a bachelor's degree in progress are required to complete this section and only report **In Progress** and **Planned** courses in the **Transcript Entry** section.

Please note: International applicants will automatically be exempt from completing this section.

GPA ENTRIES

GPA Entries

Please provide your GPA information for the colleges that you have attended. You may add or update this information at any time prior to submission. The colleges that you previously entered on the "Colleges Attended" page of this application display automatically. If you need to add a new row for a college that you attended (for example, if you completed both undergraduate and graduate coursework at the same college), click the "Add GPA" button.

The GPA information required should be located directly on your transcript, usually toward the top or at the bottom. If this information is not easily identifiable or is not listed, click "Add GPA" button below, then click the "I don't have a GPA to add" link on the next page.

UNIVERSITY OF CALIFORNIA - SAN DIEGO

Add GPA

Please note: International applicants will automatically be exempt from completing this section.

Adding a GPA in the **GPA Entries** section is optional.

Select the **blue Add GPA** button. You will then be given the option to **add a GPA** or indicate you **don't have a GPA to add**.

UNIVERSITY OF CALIFORNIA - SAN DIEGO Transcript

Fall September 2013 - Still Attending

Save and Exit

Enter your GPAs



Ok, great. Next let's add a GPA

+ Add A GPA

[I don't have a GPA to add](#)

GPA ENTRIES CONTINUED

GPA Entries

Please provide your GPA information for the colleges that you have attended. You may add or update this information at any time prior to submission. The colleges that you previously entered on the "Colleges Attended" page of this application display automatically. If you need to add a new row for a college that you attended (for example, if you completed both undergraduate and graduate coursework at the same college), click the "Add GPA" button.

The GPA information required should be located directly on your transcript, usually toward the top or at the bottom. If this information is not easily identifiable or is not listed, click "Add GPA" button below, then click the "I don't have a GPA to add" link on the next page.

UNIVERSITY OF CALIFORNIA - SAN DIEGO



Edit

Add a GPA:

1. Select undergraduate, graduate, or other from the **School Level** drop-down menu
2. Enter **Total Credit Hours** completed
3. Enter **GPA**
4. You do not need to enter **Quality Points** since they are automatically calculated
5. Click on **Save**

If you click **I don't have a GPA to add**, then the GPA entries will appear with a **green** check mark.

UNIVERSITY OF CALIFORNIA - SAN DIEGO Transcript

Fall September 2013 - Still Attending



Save and Exit

Enter your GPAs

SCHOOL LEVEL	TOTAL CREDIT HOURS	GPA	QUALITY POINTS	
Undergrad... ▾	204	2.919	595.48	Save
School Level: Graduate	Total Credit Hours: 26	GPA: 4.0	Quality Points: 104	Cancel



Ok, great. Next let's add a GPA



Add A GPA

[I don't have a GPA to add](#)

STANDARDIZED TESTS

Standardized Tests

Please provide information about the tests you have taken or plan to take. You may add or update this information at any time prior to submission. Once you have submitted, you will be able to add additional tests as well as update the ones marked "plan to take", but you will not be able to update or delete completed tests.

[I Am Not Adding Any Standardized Tests](#)

ACT Optional

Add Test Score

GMAT Optional

Add Test Score

GRE Optional

Add Test Score

GRE Subject Optional

Add Test Score

IELTS Optional

Add Test Score

SAT Optional

Add Test Score

TOEFL Optional

Add Test Score

PTE Optional

Add Test Score

+ Add a Standardized Test

Add any tests you have taken or plan to take by selecting **Add Test Score**.

STANDARDIZED TESTS CONTINUED

GMAT

Have you taken the test?
 Yes No

When did you take this test?
08/01/2017 MM/DD/YYYY

GMAT ID Number

Verbal	<input type="text"/> 28	Verbal Percentile	<input type="text"/> 52
Quantitative	<input type="text"/> 32	Quantitative Percentile	<input type="text"/> 24
Total	<input type="text"/> 520	Total Percentile	<input type="text"/>
Analytical Writing	<input type="text"/> 4.0	Analytical Writing Percentile	<input type="text"/> 20
Integrated Reasoning	<input type="text"/> 6	Integrated Reasoning Percentile	<input type="text"/> 69

Save This Test

- Enter date taken and scores received if exam has been completed.
- Enter date exam will be taken if exam has not yet been completed.

TOEFL

Have you taken the test?
 Yes No

When do you plan to take this test?
11/01/2017 MM/DD/YYYY

Save This Test

APPLICATION DASHBOARD—SUPPORTING INFORMATION

—CAL STATE—
APPLY

My Application Add Program

Standardized Tests

Please provide information about the tests you have taken or plan to take. You may add or update this information at any time prior to submission. Once you have submitted, you will be able to add additional tests as well as update the ones marked "plan to take", but you will not be able to update or delete completed tests.

ACT Optional

Add Test Score

GMAT Optional

Add Test Score

Colleges Attended ✓
Transcript Entry ✓
GPA Entries ✓
Standardized Tests ✓

After entering standardized tests, select **My Application** to return to the dashboard.

Select the **Supporting Information** quadrant to provide additional information.

Application Add Program Submit Application 0

My Application

This dashboard is your application home providing access to each part of the application you need to complete and a high level overview of your progress.

Latest Notifications

The California State University 1 day ago application – Welcome!

View My Notifications

Supporting Information
0/4 Sections Completed

- Experiences
- Achievements
- Documents
- Statement of Purpose

Personal Information
1/7 Sections Completed

Academic History
4/4 Sections Completed

Supporting Information
0/4 Sections Completed

Program Materials
1/7 Sections Completed

SUPPORTING INFORMATION

Experiences

You may update the information in this section at any time prior to submission. Once you have submitted, you will be able to add more Experiences, but you will not be able to update or delete completed Experiences. Please refer to the Checklist on the program materials section of the application to determine if this section is required for your program application.

List all **applicable employment**. Include military service but omit summer and part-time work not relevant to your career or academic goal. Indicate your present employer, if now employed.

 Add an Experience

[I Am Not Adding Any Experiences](#)

Experiences include:

- Employment
- Internship
- Volunteer

Achievements

You may update the information in this section at any time prior to submission. Once you have submitted, you will be able to add more Achievements, but you will not be able to update or delete completed Achievements.

For Undergraduate applicants: Achievements are optional, and you may skip ahead by clicking I Am Not Adding Any Achievements. Achievements reported will not be used during the consideration of your application for admission.

 Add an Achievement

[I Am Not Adding Any Achievements](#)

Achievements include:

- Awards
- Honors
- Presentations
- Publications
- Scholarships

SUPPORTING INFORMATION

Documents

Provide supporting documentation for your application. You may update the information in this section at any time prior to submission. Once you have submitted, you will be able to add more documents if there are optional document uploads available to you, but you will not be able to replace existing document uploads with new versions or delete uploaded documents.

UPLOAD TIPS



Review Uploaded Documents

The uploading process may have altered your formatting. Please review before submitting.



Accepted File Types

.doc, .docx, .pdf, .rtf, .txt, .jpg, .jpeg, .png. The size limit for each file upload is 5MB.



Do Not Password Protect Your Documents

Protected documents will not be sent with your application.



Conceal Your Social Security Number (SSN)

Only use correction fluid or a redacting marker to conceal your SSN before uploading.

If you are a Graduate applicant, and do not intend to apply to a Credential program, please click on 'I Am Not Adding Any Documents' at the bottom of the screen.

Documents

Select **I Am Not Adding Any Documents** at the bottom of page as required documents are requested in the department application.

Statement of Purpose

You may update this information at any time prior to submission. Once you have submitted, the information on this page cannot be edited.

Statement of Purpose

Write a brief statement of purpose describing reason(s) for pursuing graduate or post baccalaureate study. Include any additional information concerning your preparation that is pertinent to the objective specified

Sent directly to department.]

28/3700



Save and Continue

Statement of Purpose

Your Statement of Purpose is requested in the department application. Please type in: **Sent directly to department** to complete this section.

CHECK YOUR PROGRESS AND SUBMIT YOUR APPLICATION

The screenshot shows a web dashboard titled "My Application". At the top, there are three navigation tabs: "My Application", "Add Program", and "Submit Application". The "Submit Application" tab is highlighted with a red circle and has a red notification badge with the number "0". Below the tabs, the "My Application" section contains a welcome message and a "Latest Notifications" box. The main area is divided into four quadrants, each representing a section of the application: "Personal Information" (2/7 sections completed), "Academic History" (4/4 sections completed), "Supporting Information" (4/4 sections completed), and "Program Materials" (1/1 sections completed). Each quadrant features a green circular icon with a checkmark and a progress indicator.

Use the **My Application** tab to check your progress. Once you have reviewed your entries for accuracy and all parts of the application are complete, you are ready to submit your application with payment.

SUBMITTING YOUR PAYMENT

CAL STATE
APPLY

Monty Montezuma
CAS ID

Sign Out

My Application Add Program **Submit Application** Check Status

Review your program selections here, check on status of individual program tasks, and pay for your programs selections.

Once your application is submitted, no changes or refunds can be made.

APPLICATIONS READY FOR SUBMISSION: 0 TOTAL FEE(S): \$55

Submit All

Sort By: Deadline

San Diego Graduate

Aerospace Engineering - Aerodynamics/Astronautics Deadline 03/01/2018

Submit

Click **Submit** and enter your payment information.

Credit Card

Name as it appears on card: Mary Student

Card Type: Visa

Credit Card Number: 4111111111111111

Expiration: April 2021

CVV Code: 282

Billing Address

My permanent address
5621 Dorothy Dr
San Diego, California 92115

My current address
5621 Dorothy Dr
San Diego, California 92115

Use a different address

Fee Total \$55.00

Continue

CONFIRM YOUR ORDER DETAILS

Order Details

The program applications you are paying for will submit upon payment.

Once you pay & submit your application, you will not be able to edit specific portions of your application. The following sections of your application will lock upon submission:

- Documents
- Evaluations/Recommendations
- Questions
- Transcript Entry

Please confirm that you understand your application will lock after you pay below:



I acknowledge that my applications will submit upon payment, and certain portions of my application will lock.

Selected Programs



Economics

Deadline: September 15,
2017

Payment Details



Payment Method

VISA Mary Student
4111XXXXXXXXX1111 Exp:
April/2021

Billing Address

5621 Dorothy Dr
San Diego, California 92115

Fee Total

\$55.00

Please do not click the button more than once or refresh this page, or you may be charged twice.

Continue

VIEW YOUR ORDER CONFIRMATION

Pay and Submit your Application

Your Payment Has Been Submitted!

Information on previous payments is available in [Payment History](#) under your User Profile.

Payment Date: 09/01/2017

Order #: A70AA4E330BE



[Go to Application Dashboard](#)

Programs Paid For

PROGRAM NAME	SUBMISSION STATUS	DEADLINE
Economics	<div style="width: 100%;"><div style="width: 100%;"></div></div>	Deadline: 09/15/17

TOTAL
PROGRAMS
SUBMITTED

Payment Details

Payment Method: XXXXXXXXXXXXXXX1111
Name on Card: Mary Student

Billing Address:
5621 Dorothy Dr
San Diego, California 92115

TOTAL PAID
\$55.00

ADDITIONAL SDSU RESOURCES

SDSU Graduate Admissions Office

www.sdsu.edu/admissions/graduate

SDSU Admission Online Application

www.calstate.edu/apply

SDSU WebPortal Application Status Check

www.sdsu.edu/portal

SDSU Graduate Bulletin

www.sdsu.edu/graduatebulletin

Graduate and Research Affairs

gra.sdsu.edu/gra

CSU Admission Information (23 Campuses)

www.calstate.edu

SDSU Housing Information

www.sdsu.edu/housing

SDSU Financial Aid

www.sdsu.edu/financialaid

SDSU Scholarships

www.sdsu.edu/scholarship