

Study Tips for Online Learning


Jill Kerper Mora

San Diego State University


Study Tips for Online Learning

- ✓ Plan ahead
- ✓ Make connections
- ✓ Read guidelines carefully
- ✓ Pre-read, scan and skim
- ✓ Use course resources
- ✓ Ask questions





Plan Ahead



1. Remember that each module cycle is a learning cycle.
2. Plan out how to complete the assignments within the time allotted for that module.
3. Think about what order of reading, lecture and activities makes sense for that module.

LOOK

The word "LOOK" is rendered in a bold, black, sans-serif font. The two 'O's in the middle are stylized to resemble a pair of large, wide-open eyes. Each 'O' has a thick black outline and a solid black pupil. Above each 'O' is a thick, black, curved line representing an eyebrow. The entire word is set against a light blue rectangular background.

Read Guidelines Carefully



1. Be sure to have a clear understanding of each assignment before you begin posting or writing.
2. Keep in mind that assignment guidelines provide an overview of the final product but also guide your work along the way.
3. When there is more than one part to a question or prompt, break it down into pieces and make sure you cover all of it.

THINK



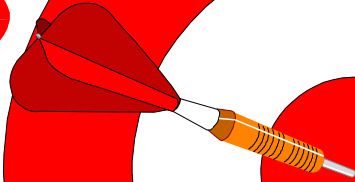
Preview, Scan and Skim




Consider the order in which you view lectures read the textbook. In some classes, the lectures **preview** the text chapters and highlight important points and application and implementation ideas. In other courses the lectures **review** the readings and tie in new concepts.

1. **Scan** the textbook before viewing and/or view the lectures with the textbook to locate points of elaboration or more indepth reading.
2. **Skim** to focus on relevant details and elaboration.

INFORMATION MANAGEMENT



Scanning



The purpose of scanning is to establish where in a book, article or chapter specific information is located.

Step 1: Look at the table of contents, preface or introduction to the book.

Step 2: Read the chapter headings or subtitles of topics within the text.

Step 3: Search the book for relevant topics or key words, such as bolded text or tables and graphs.



NEXT

Skimming



Skimming involves reading key parts of the text to get an overview of an author's main line of argument, signaled by the text structure.

- Step 1: Note information discussed briefly in the introduction.
- Step 2: Read the first and ending paragraphs for a summary of central ideas.
- Step 3: Read the first or opening sentence of each paragraph.
- Step 4: Locate and read or reread paragraphs with relevant detail.




Use Course Resources



The Blackboard Course Resources gives you access to many study guides, reflection questions, aids, templates and models for completing assignments. Take advantage of these resources to frame and structure your critical analysis and creative thinking. Take what you like and leave the rest, as needed for scaffolding and recycling purposes.

Ask Questions!



Ask Questions

Don't hesitate to ask questions about assignments, Blackboard submission technology, due dates, or online course processes and procedures. Use the Q & A Forum for posting general questions that your classmates may have also. E-mail your instructor directly for questions about your particular assignment or grading.

There is no such thing as a silly question!

Keep Eyes on the Prize!

